

When you want your own unique design to compliment your personally designed bathroom, you need a bespoke design by master craftsmen using the very latest machinery.

Natura Surfaces have been manufacturing bespoke products using the very best natural materials for over two decades. We select the finest materials directly from Italy and work them with personal care in our own British hi-tech workshop.

Marble, granite & quartz bathrooms.



Est. 1923

---

**NATURA SURFACES**  
Wheatley Hall Road, Doncaster, South Yorkshire DN2 4NY  
T: 01302 308844. E: info@naturasurfaces.co.uk  
[www.naturasurfaces.co.uk](http://www.naturasurfaces.co.uk)

---

---

Retail Price List  
2011

---

# NATURA SURFACES - Retail Price List 2011

## Choose your material

Retail Price List exc. vat. Prices (£) are per linear metre in 20mm material

MATERIAL TYPE	GROUP 1	GROUP 2	GROUP 3	GROUP 4
100mm per linear metre	31.05	33.23	47.43	53.72
	150mm per linear metre	46.57	49.85	71.15
200mm per linear metre	62.10	66.47	94.86	107.44
250mm per linear metre	77.62	83.08	118.58	134.30
300mm per linear metre	93.15	99.70	142.30	161.16
350mm per linear metre	108.67	116.32	166.01	188.02
400mm per linear metre	124.20	132.94	189.73	214.88
450mm per linear metre	139.72	149.55	213.45	241.74
500mm per linear metre	155.24	166.17	237.16	268.60
550mm per linear metre	170.77	182.79	260.88	295.46
600mm per linear metre	186.29	199.40	284.59	322.31
Per metre2 (over 600mm)	310.49	332.34	474.32	537.19

### GROUP 1

Inka (M), Mistral (M)  
Dune (G), Hazy Day (Q)  
Momentum (Q), Dextorious (Q)  
Megalina (Q)

### GROUP 2

Crème Latte (M),  
Twilight (Q), Tawny Graphite (Q)

### GROUP 3

Palace (M), Brindle (M)  
Velvet Noir (G), Destiny Black (G)  
Storm (G), Cirrus (G)  
Glacier Cristal (Q), Sand Cristal (Q)  
Vivid Crystal (Q)


### GROUP 4

Moonstone (Q)

## Pick your edging detail


\*Marble Only

### SINGLE CHAMFER (SC)




28.00  
Per Linear Metre

### DOUBLE CHAMFER (DC)




28.00  
Per Linear Metre

### HEAVY BEVEL\* (HB)




67.00  
Per Linear Metre

### 'A' PROFILE (AP)




43.00  
Per Linear Metre

### OGEE\* (OG)




79.00  
Per Linear Metre

### BULLNOSE\* (BN)



79.00  
Per Linear Metre

### FOLDED EDGE (FE)




135.00  
Per Linear Metre

Please add price of skirt to the profile price

This profile is not available in:  
Inka, Creme Latte, Brindle and Storm.


## Additional cut-out requirements

### TAP HOLE (RAW)




30.00  
Per Linear Metre

### SEMI-RECESS BASIN (RAW)



60.00  
Per Linear Metre

### UNDER-MOUNTED BASIN (POLISHED WITH 'A' PROFILE)



132.00  
Per Linear Metre

### INSET / SIT-ON BASIN (RAW)




50.00  
Per Linear Metre

### EXTERNAL CURVE (POLISHED)




60.00  
Per Linear Metre

### EXTERNAL SPLAY (POLISHED)




39.00  
Per Linear Metre

### 2-SIDED NOTCH (RAW)




31.00  
Per Linear Metre

### 3-SIDED NOTCH (RAW)




39.00  
Per Linear Metre

### FLUSH PLATE-CIRCULAR (RAW)




50.00  
Per Linear Metre

### FLUSH PLATE-SQUARE (RAW)




46.00  
Per Linear Metre

### BREAKFONT (POLISHED)



114.00  
Per Linear Metre

### CISTERN ACCESS+COVER (RAW)



78.00  
Per Linear Metre

## Extras

Pair of shelf brackets: **75.38**

Fix under-mounted basin: **54.00**

Natural material care kit: **45.00**

400mm concealed support bracket: **37.50**

500mm concealed support bracket: **37.50**

Special sized concealed support bracket: **48.70**